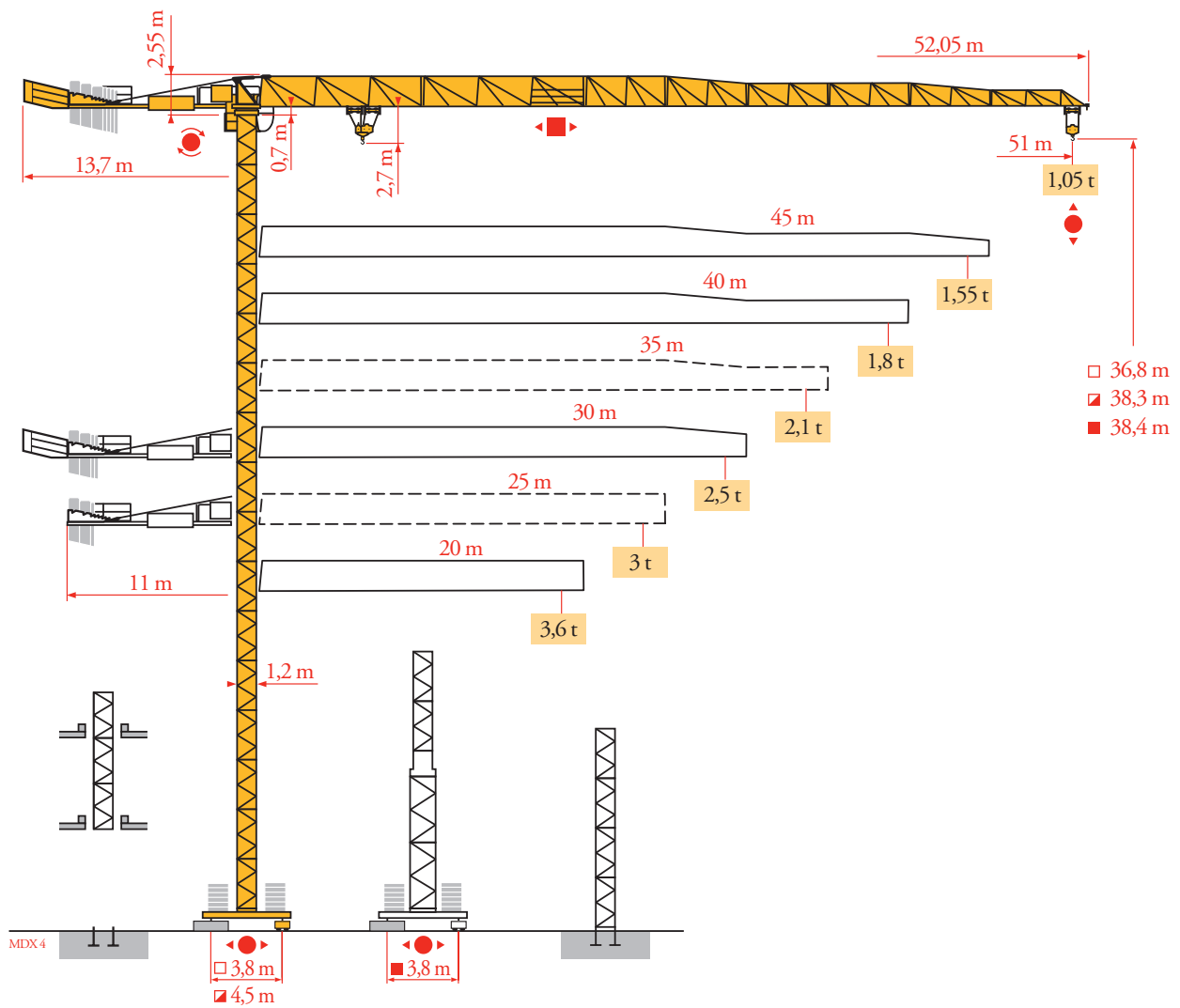


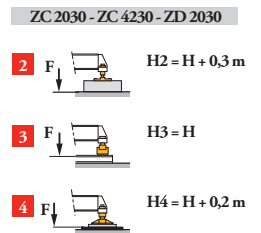
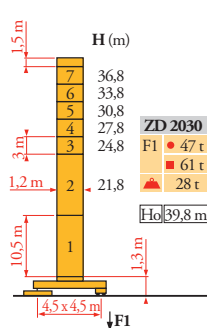
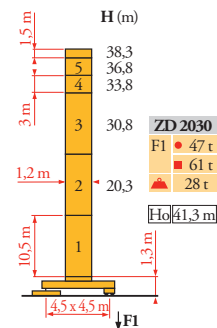
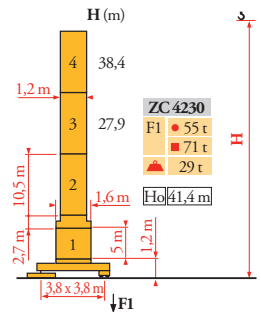
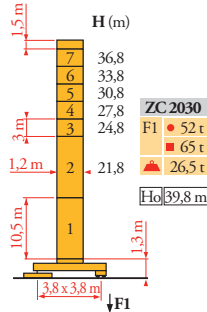
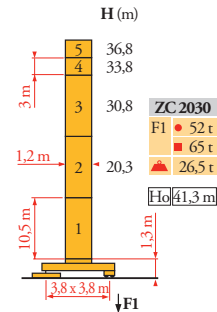
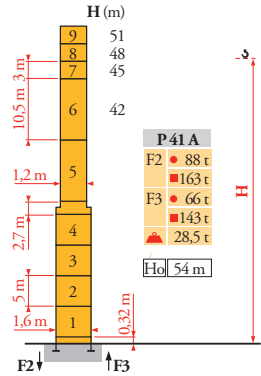
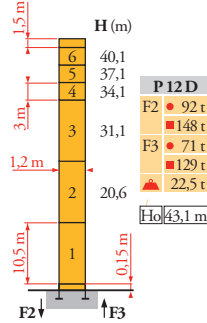
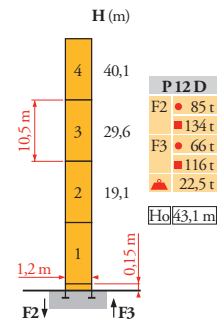
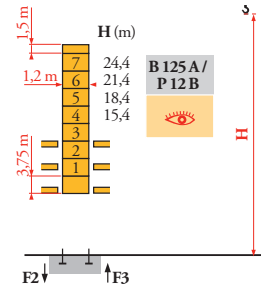
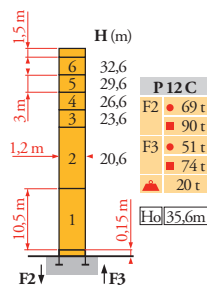
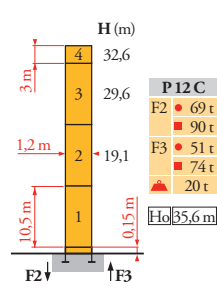
Potain MCT 78



Mat / Réactions
 Maste / Eckdrücke
 Masts / Reactions
 Mástil / Reacciones
 Torre / Reazioni
 Tramo / Reacções
 Композиции башни /
 Реакции

MDX 5

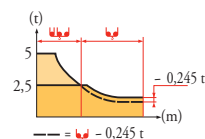

1,2 m
 20 m ⇒ 51 m



- | | | | | | | |
|---|---|--|---|---|---|---|
| <p>FR</p> <ul style="list-style-type: none"> ● Réactions en service ■ Réactions hors service ▲ A vide sans lest (ni train de transport) avec flèche et hauteur maximum <p>Ho H sans cabine</p> | <p>DE</p> <ul style="list-style-type: none"> ● Reaktionskräfte in Betrieb ■ Reaktionskräfte außer Betrieb ▲ Ohne Last, Ballast (und Transportachse), mit Maximalausleger und Maximalhöhe <p>Ho H Ohne Fahrerhaus</p> | <p>EN</p> <ul style="list-style-type: none"> ● Reactions in service ■ Reactions out of service ▲ Without load, ballast (or transport axes), with maximum jib and maximum height <p>Ho H without cab</p> | <p>ES</p> <ul style="list-style-type: none"> ● Reacciones en servicio ■ Reacciones fuera de servicio ▲ Sin carga, sin lastre, (ni tren de transporte), flecha y altura máxima <p>Ho H sin cabina</p> | <p>IT</p> <ul style="list-style-type: none"> ● Reazioni in servizio ■ Reazioni fuori servizio ▲ A vuoto, senza zavorra (ne assali di trasporto) con braccio massimo e altezza massima <p>Ho H senza cabina</p> | <p>PT</p> <ul style="list-style-type: none"> ● Reacções em serviço ■ Reacções fora de serviço ▲ Sem carga (nem trem de transporte)- sem lastro com lança e altura máximas <p>Ho H sem cabine</p> | <p>RU</p> <ul style="list-style-type: none"> ● Реакции при работе ■ Реакции в покое ▲ Вес без груза, балласта (или транспортных осей), с максимальной длиной стрелы и максимальной высотой <p>Ho Высота без кабины</p> |
|---|---|--|---|---|---|---|

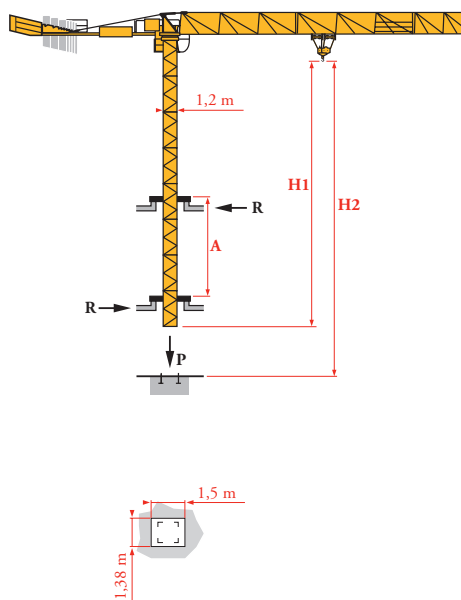
Courbes de charges
Lastkurven
Load diagrams
Curvas de cargas
Curve di carico
Curva de cargas
Диаграммы грузоподъемностей

MDX 3

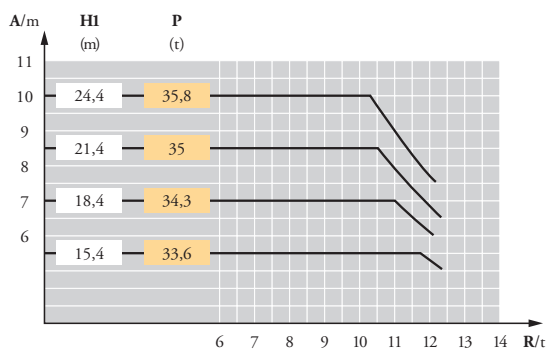


Télescopage sur dalles
Kletterkrane im Gebäude
Climbing crane
Telescopage gruas trepadoras
Gru in cavedio
Telescopagem sobre lages
Кран, ползущий внутри здания

MDX 4












B 125 A

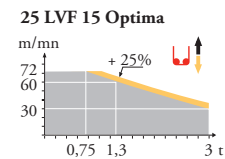
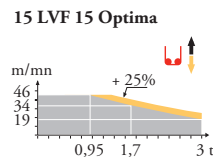
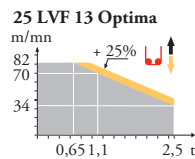
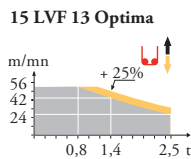


	FR	DE	EN	ES	IT	PT	RU
A	Distance entre cadres	Abstand zwischen den Rahmen	Distance between collars	Distancia entra marcos	Distanza fra i telai	Distância entre quadros	Расстояние между рамками крепления
H1	Hauteur grue	Kranhöhe	Crane height	Altura grúa	Altezza gru	Altura da grua	Высота крана
P	Poids de la grue(en service)	Krangewicht (in Betrieb)	Crane weight (in service)	Peso de la grúa (en servicio)	Peso della gru (in servizio)	Peso da grua (em serviço)	Вес крана (при работе)
R	Réaction horizontale	Horizontalkräfte	Horizontal reaction	Reaccion horizontal	Reazione orizzontale	Reacção horizontal	Горизонтальные реакции
	Voir télescopage sur dalles	Siehe Kletterkrane im Gebäude	See climbing crane	Veja grua trepadora	Consultare gru in cavedio	Ver telescopagem sobre lages	См. кран, ползущий внутри здания

Mécanismes
Antriebe
Mechanisms
Mecanismos
Meccanismi
Mecanismos
Механизмы

MDX 5

		U						UU						ch - PS	kW		
	15 LVF 13 Optima	m/min	2,8 → 7,6 → 24 → 42 → 56						1,4 → 3,8 → 12 → 21 → 28						15	11	200 m
		t	2,5 2,5 2,5 1,4 0,8						5 5 5 2,8 1,6								
	25 LVF 13 Optima	m/min	4 → 11 → 34 → 56 → 70 → 82						2 → 6 → 17 → 28 → 35 → 41						25	18	329 m
		t	2,5 2,5 2,5 1,45 1,1 0,65						5 5 5 2,9 2,2 1,3								
	15 LVF 15 Optima	m/min	2,3 → 6,1 → 19 → 34 → 46												15	11	159 m
		t	3 3 3 1,7 0,95														
	25 LVF 15 Optima	m/min	3,6 → 9,6 → 30 → 48 → 60 → 72												25	18	228 m
		t	3 3 3 1,7 1,3 0,75														
	RVF 61 Optima +	m/min U/min - rpm	0 → 0,8												7,5	5,5	
	4 DVF 3	m/min	0 → 63												5	3,7	
	ZC 2030 ZD 2030	RT 224	25												2 x 4	2 x 2,9	
	ZC 4230	RT 324	12,5 - 25												2 x 7	2 x 5,2	
CEI 38 		IEC 38						kVA									
400 V (+6% -10%) 50 Hz								15 LVF : 25 kVA 25 LVF : 35 kVA									



FR

Levage
Distribution
Orientation
Translation

DE

Heben
Katzfahren
Schwenken
Kranfahren

EN

Hoisting
Trolleying
Slewing
Travelling

ES

Elevación
Distribución
Orientación
Traslación

IT

Sollevamento
Distribuzione
Rotazione
Traslazione

PT

Elevação
Distribuição
Rotação
Translação

RU

Подъем
Перемещение каретки
Поворот
Перемещение крана



Document commercial non contractuel. Pour toute information technique se référer à la notice correspondante.

Unverbindliches Vertriebsdokument. Für technische Informationen, siehe die entsprechenden Anweisungen.

This commercial document is not legally binding. For any technical information, please refer to the corresponding instructions.

Documento comercial no contractual. Para cualquier información técnica, ver la noticia correspondiente.

Documento commerciale non vincolante, per tutte le informazioni tecniche fare riferimento al catalogo istruzioni.

Documento comercial não contratual. Para qualquer informação técnica complementar consultar as respectivas instruções.

Этот коммерческий документ не является юридически обязательным. Для получения технической информации, см. соответствующие инструкции.

Manitowoc

Manitowoc - Americas - World Headquarters
2400 S. 44th Street • Manitowoc • WI 54220 USA
Tel: +1 920 684 4410 • Fax: +1 920 652 9778

Manitowoc - Europe, Middle East & Africa
Manitowoc France SAS
18, rue de Charbonnières B.P. 173 • 69132 ECULLY Cedex • FRANCE
Tel: +33 (0)4 72 18 20 20 • Fax: +33 (0)4 72 18 20 00

Manitowoc - Asia Pacific
16F Xu Hui Yuan Building,
1089 Zhongshan No.2 Road (S) • Shanghai 200030 China
Tel: +86 21 6457 0066 • Fax: +86 21 6457 4955

MCT 78

REF. 2006 40 MDX 6