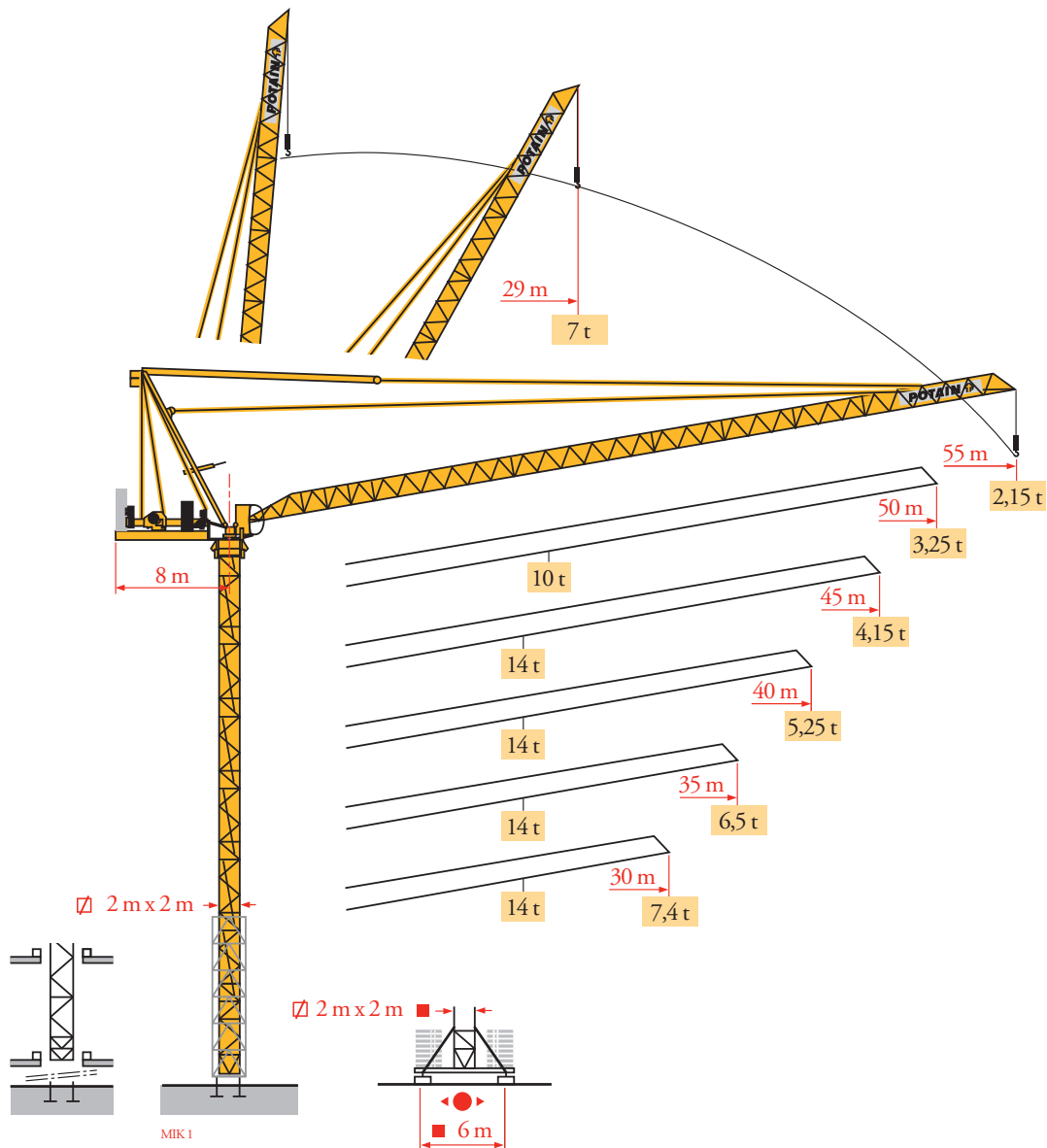


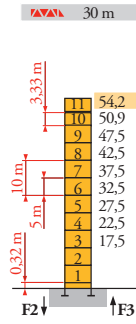
Potain MR 225A



Mat / Réactions
Maste / Eckdrücke
Masts / Reactions
Mástil /
Reacciones
Torre / Reazioni
Tramo / Reações
Композиции
башни / Реакции

MIK1

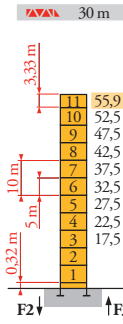
Télescopable 2 m
Teleskopierbar 2 m
Telescopico 2 m
Telescopico 2 m
Telescopagem 2 m
Телескопируемый,
башня 2М



▲▲▲▲	H (m)	5 m	3.33 m
35	50,9	9	1
40	49,2	8	2
45	45,9	8	1
50	44,2	7	2
55	40,9	7	1

P 61 A

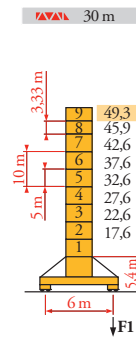
F2	● 165 t
	■ 279 t
F3	● 124 t
	■ 239 t
▲	63 t



▲▲▲▲	H (m)	5 m	3.33 m
35	54,2	9	2
40	50,9	9	1
45	49,2	8	2
50	45,9	8	1
55	44,2	7	2

P 62 A

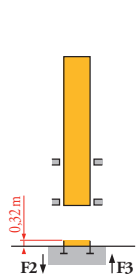
F2	● 168 t
	■ 293 t
F3	● 127 t
	■ 252 t
▲	64 t



▲▲▲▲	H (m)	5 m	3.33 m
35 m	45,9	7	1
40 m	42,6	7	-
45 m	39,3	5	2
50 m	35,9	5	1
55 m	34,3	4	2

V 60 A

F1	● 100 t
	■ 123 t
▲	70 t



B 60 A



FR

- Réactions en service
- Réactions hors service



A vide sans lest (ni train de transport) avec flèche et hauteur maximum.

DE

- Reaktionskräfte in Betrieb
- Reaktionskräfte außer Betrieb

Ohne Last, Ballast (und Transportachse), mit Maximalausleger und Maximalhöhe.

EN

- Reactions in service
- Reactions out of service

Without load, ballast (or transport axes), with maximum jib and maximum height.

ES

- Reacciones en servicio
- Reacciones fuera de servicio

Sin carga, sin lastre, (ni tren de transporte), flecha y altura máxima.

IT

- Reazioni in servizio
- Reazioni fuori servizio

A vuoto, senza zavorra (ne assali di trasporto) con braccio massimo e altezza massima.

PT

- Reações em serviço
- Reações fora de serviço

Sem carga (nem trem de transporte)-sem lastro com lança e altura máximas.

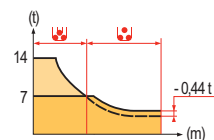
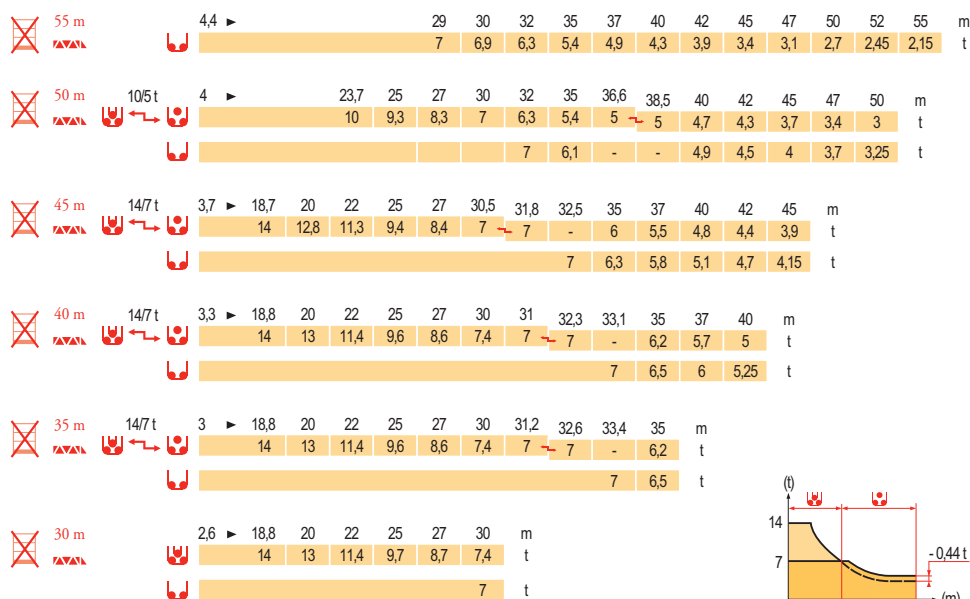
RU

- Реакции при работе
- Реакции в покое

Вес без груза, балласта (или транспортных осей), с максимальной длиной стрелы и максимальной высотой.

Courbes de charges
Lastkurven
Load diagrams
Curvas de cargas
Curve di carico
Curva de cargas
Диаграммы грузоподъемностей

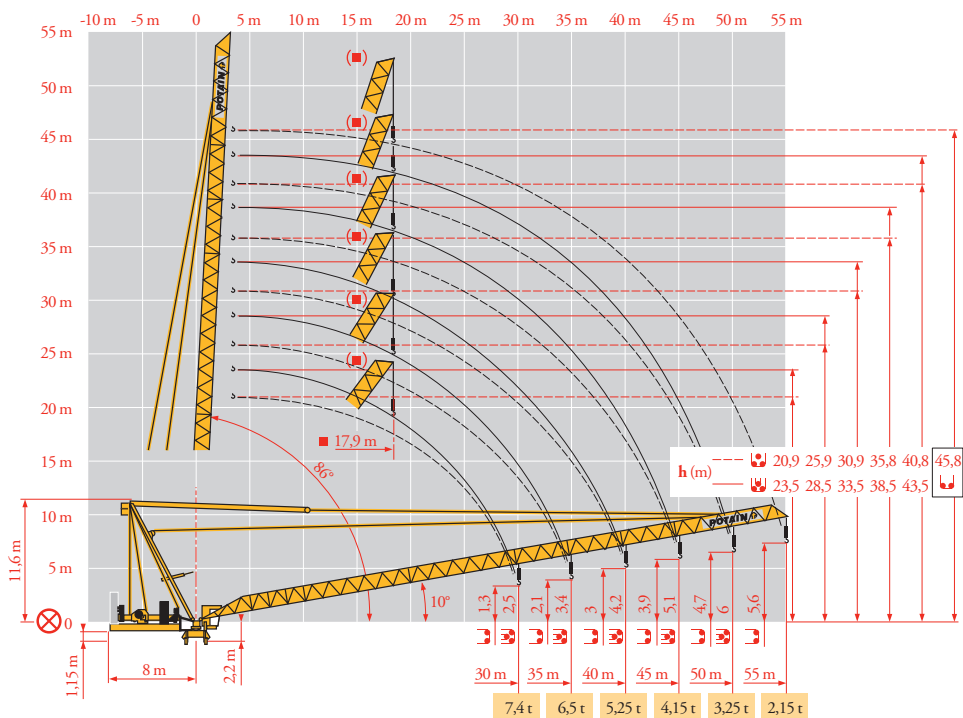
MIK1



= - 0,1 t

Flèche relevée
Ausleger in Steilstellung
Luffing jib
Flecha izada
Braccio impennato
Lança inclinada
Маховая стрела

MIK1
















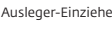

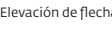

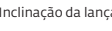





















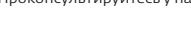


FR	DE	EN	ES	IT	PT	RU
Courbes de charges sans plateforme d'intervention	Lastkurven ohne Arbeitsbühne	Load diagrams without jib-end inspection platform	Curvas de cargas sin plataforma de servicio	Curve di carico senza piattaforma di servizio	Curva de cargas sem uma plataforma de intervenção	Диаграммы грузоподъемностей без площадки для осмотра стрелы
Courbes de charges avec plateforme d'intervention déduite 0,1 t	Lastkurven mit Arbeitsbühne 0,1 t abziehen	Load diagrams with jib-end inspection platform deduct 0,1 t	Curvas de cargas con plataforma de servicio descontar 0,1 t	Curve di carico con piattaforma di servizio dedurre 0,1 t	Curva de cargas com uma plataforma de intervenção deduzir 0,1 t	Диаграммы грузоподъемностей с площадкой для осмотра стрелы за вычетом 0,1 т
Axe articulation flèche	Ausleger-gelenkchse	Jib hinge shaft	Eje articulación de flecha	Asse cerniera braccio	Eixo de articulação da lança	Ось шарнира стрелы
Position girouette	Windfreistellung	Weathervaning position	Posición eleta	Libera rotazione	Posição em catavento	Флюгирование

Mécanismes
Antriebe
Mechanisms
Meccanismi
Mecanismos
Механизмы

MIK 1

MR 225 A - 50 Hz													ch - PS	kW													
	75 LVF 35 Optima	m/min	0	→	40	→	46	→	81	→	96	0	→	20	→	23	→	41	→	48	75	55	766 m				
		τ	7		6		3		2,25	14		12		6		4,5											
	100 LVF 35 Optima	m/min	0	→	52	→	62	→	108	→	140	0	→	26	→	31	→	54	→	70	100	75	1146 m				
		τ	7		6		3		1,75	14		12		6		3,5											
	150 LCC 35	m/min	0	→	84	→	100	→	124	→	166	→	200	0	→	42	→	50	→	62	→	83	→	100	150	110	1004 m
		τ	7		5,25		3,5		1,75		0,875	14		10,5		7		3,5		1,75							
	75 VVF 30	m/min	2 min										75	55													
	RVF 162 Optima +	rpm	0 → 0,7										2 x 7,5	2 x 5,5													
	V 60 A RT 544 A1 - 2V	m/min	13,5 - 27										4 x 7	4 x 5,2													
IEC 60204-32						kVA																					
400 V (+10% -10%) 50 Hz / 480V (+6% -10%) 60Hz						75 LVF : 165 kVA 100 LVF : 190 kVA 150 LCC : 240 kVA																					
MR 225 A - 60 Hz													ch - PS	kW													
	75 LVF 35 Optima	m/min	0	→	40	→	46	→	81	→	96	0	→	20	→	23	→	41	→	48	75	55	766 m				
		τ	7		6		3		2,25	14		12		6		4,5											
	100 LVF 35 Optima	m/min	0	→	52	→	62	→	108	→	140	0	→	26	→	31	→	54	→	70	100	75	1146 m				
		τ	7		6		3		1,75	14		12		6		3,5											
	150 LCC 35	m/min	0	→	84	→	100	→	124	→	166	→	200	0	→	42	→	50	→	62	→	83	→	100	150	110	1004 m
		τ	7		5,25		3,5		1,75		0,875	14		10,5		7		3,5		1,75							
	75 VVF 30	m/min	2 min										75	55													
	RVF 162 Optima +	rpm	0 → 0,7										2 x 7,5	2 x 5,5													
	V 60 A RT 544 A1 - 2V	m/min	16 - 32										4 x 8,4	4 x 6,2													
IEC 60204-32						kVA																					
400 V (+10% -10%) 50 Hz / 480V (+6% -10%) 60Hz						75 LVF : 165 kVA 100 LVF : 190 kVA 150 LCC : 270 kVA																					

	FR		DE		EN		ES		IT		PT		RU
	Leverage		Heben		Hoisting		Elevación		Sollevamento		Elevação		Подъем
	Relevage		Ausleger-Einziehen		Luffing		Elevación de flecha		Brandeggio		Inclinação da lança		Подъем стрелы
	Orientation		Schwenken		Slewing		Orientación		Rotazione		Rotação		Поворот
	Translation		Kranfahren		Travelling		Traslación		Traslazione		Translação		Перемещение крана
	Nous consulter		Auf Anfrage		Consult us		Consultarnos		Consultateci		Consultar-nos		Проконсультируйтесь у нас



Document commercial non contractuel. Pour toute information technique se référer à la notice correspondante.

Unverbindliches Vertriebsdokument. Für technische Informationen, siehe die entsprechenden Anweisungen.


This commercial document is not legally binding. For any technical information, please refer to the corresponding instructions.

Documento comercial no contractual. Para cualquier información técnica, ver la noticia correspondiente.

Documento commerciale non vincolante, per tutte le informazioni tecniche fare riferimento al catalogo istruzioni.

Documento comercial não contratual. Para qualquer informação técnica complementar consultar as respectivas instruções.

Этот коммерческий документ не является юридически обязательным. Для получения технической информации, см. соответствующие инструкции.



MR 225A



Manitowoc - Americas - World Headquarters
2400 S. 44th Street • Manitowoc • WI 54220 USA
Tel: +1 920 684 4410 • Fax: +1 920 652 9778

Manitowoc - Europe, Middle East & Africa
Ecully, France
18, rue de Charbonnières B.P. 173 • 69132 ECULLY Cedex • FRANCE
Tel: +33 (0)4 72 18 20 20 • Fax: +33 (0)4 72 18 20 00

Manitowoc - Asia Pacific
16F Xu Hui Yuan Building,
1089 Zhongshan No.2 Road (S) • Shanghai 200030 China
Tel: +86 21 6457 0066 • Fax: +86 21 6457 4955

REF. 2009 36 MIK 1